



Procedures for Sending Event Files 2025 Season

Introduction

The purpose of this document is to furnish information regarding the process for creating and uploading race result files in XML format to the U.S. Ski & Snowboard auto-scoring system. This very basic “how-to” document was drafted during the initial introduction of computers for managing events and producing results. As officials have become more comfortable with the use of computers, the document has been updated, but it must still address some basic issues. Hopefully more experienced computer users will accept the need for education of these basics.

Creating a Race Result File - Input

All of the data keyed into a computer is called “input:” telling the machine *what competitors* are going to be in the race, what kind of race it is, where the race is taking place (area and course) and then - via data obtained from your timing system - *who has what time*.

One thing you should *NOT* input is a control character or characters out of the Unicode ranges such as <, >, “, etc. The auto-scoring processor may not accept these characters, and it’s easier to avoid an issue than try and track down why your XML file is being rejected.

Race Result Files - Output

All events require two types of output event files: The first file is the printed copy of the race results: Official Results and, if required by the level of event, the event Penalty calculation. These documents are signed by the Technical Delegate; the originals are retained by the OC and copies are included in required event files; e.g., Technical Delegate, Ski Area HR Department, etc.

The second output file is the file that you will upload at race-results.usскиandsnowboard.org/ and, if required by the level of event, to alpineresults@fisski.com. This file is a simple text file that is saved in a special format known as XML. This “XML” format is the only format that the U.S. Ski & Snowboard and FIS autoscoring processors will accept.

Software Doesn’t Work

There are two common complaints that we continue to hear: The “software doesn’t work” and “the software freezes.” If the software has been properly installed, these problems should not occur. However, if it is a sudden problem, it is possible you have too many programs or windows open. Try closing all other applications; that usually solves the problem. However, you may need to restart the computer in order to reset the full system.

Accessing and using a race file stored in the “cloud,” a network drive or a thumb drive could also cause a “freeze”; storage to hard drive with backup to “cloud,” etc., is recommended.

If addressing these options does not solve your problem, contact an experienced Race Administrator or the U.S. Ski & Snowboard Competition Services Coordinator at (435) 647-2037 for assistance. If you are not using one of the U.S. Ski & Snowboard approved timing/race result software versions, you will have to contact your software vendor.

More Information About These Files

- Using the race code that you input, the software will name all race result files for “XML” output with the same method.

- U.S. Ski & Snowboard files start with the U.S. Ski & Snowboard-assigned race code (**F, M, N, or U followed by 4 numbers** (zero-9; e.g., **F2056**). Remember: Only 1 character; make sure you input the numeric character “zero” and not the alpha character “O” in the 4-number section! As a reminder, “F” designates FIS scored events, “M” designates Masters scored events, “N” designates non-scored events, and “U” designates U.S. Ski & Snowboard Scored events.
- FIS XML files are identified with the host nation (e.g., USA) followed by the 4-digit FIS-assigned codex that you input into the database. (e.g., USA7805). Again, you must remember to input the numeric character “zero” and not the alpha character “O.”
- For both types of races, there will be one file per race, per gender. It is important that you test your software in order to verify the procedure required to generate and upload the required XML file.
- An important item to verify is that you are actually uploading the result XML file and not the event XML race file. As noted earlier, XML format is the only format the FIS and U.S. Ski & Snowboard autoscoring processors will accept.
- If your software does not allow you to verify the data contained in the XML file prior to transmission, it is strongly suggested that you save the file to a preferred location – either to an external drive or to a specific location on your hard drive. Saving the file, re-opening it, and verifying its content prior to transmission may eliminate errors.
- If your review of the XML file shows an error, it is strongly suggested you correct the error in the actual race file, re-create the transmission file, and re-verify its accuracy prior to transmission. Although it is possible to edit the XML file using Notepad or Notepad++, actual correction of the error is always your best option. This way the XML file can be recreated at a later date if needed. ***Do not use Word to correct an error; using this or other word processing programs can damage an XML file.***
- When uploading the XML file, transmission errors may occur. These are often caused by firewall or corporate network restrictions and can be adjusted by the IT Department. If you do utilize this function, add yourself to the email list of recipients to verify that the server has accepted and sent the XML file.

If you are having problems preparing and/or uploading your XML file, contact an experienced Race Administrator (a/k/a “Dial-A-Friend), or the U.S. Ski & Snowboard Competition Services Coordinator at (435)647-2037, or email competitionservices@usskiandsnowboard.org.

Finding my Race Result File

When choosing a location for your XML file, you must remember that accessing it for transmission requires saving it in an easily found location. However, if you know you saved your file but cannot find it (it happens to all of us), and if you are using a Windows based program, try using the *SEARCH* application and search the “C” drive. (Searching with the U.S. Ski & Snowboard or FIS assigned race code will identify all storage locations for a file with that identifier.)

Submitting the Results

Below are some hints to help properly submit your XML results to U.S. Ski & Snowboard and/or FIS.

1. It is important that all results get submitted as soon as possible after the race. If there were any changes to the race dates, event type, or gender, notify competitionservices@usskiandsnowboard.org preferably before the event and

definitely before results are submitted. Changes have to be made manually to the database before results can be submitted. The earlier U.S. Ski & Snowboard is notified, the sooner your results can be processed – DO NOT wait until after the race to notify U.S. Ski & Snowboard of changes.

2. FIS events are also race date, event type, and gender specific. Like the U.S. Ski & Snowboard autoscoring processor, the FIS database has to be changed before results are submitted. If changes are made prior to the event, contact U.S. Ski & Snowboard Competition Services, so they can notify FIS. *If changes are made on-site, the event's Technical Delegate is responsible for contacting FIS.*
3. Prior to transmission, verify the contents of the file: header data, date, penalty, codex, etc.
4. If errors are found, close the file, return to the actual race file and make required corrections, then repeat the verification process. U.S. Ski & Snowboard autoscore processor will not accept the results if the U.S. Ski & Snowboard ID and the First and Last name of the athlete do not match the U.S. Ski & Snowboard database. e.g., the processor does not know that Robert's nickname is Bob, so it can't identify Robert Smith and Bob Smith as being the same person. If you have a question, use the "Member Lookup" tool on the U.S. Ski & Snowboard website and verify the name against the assigned U.S. Ski & Snowboard ID.
5. If your file is accurate, save it in a place where you can easily find it, e.g., your desktop or an external storage device.
6. DO NOT include "HARD COPY;" neither the U.S. Ski & Snowboard nor the FIS autoscoring processors will recognize the file and may reject the transmission.
7. With the exception of the new dual-gender non-scored events, each gender has its own race code. You must not submit results with different race codes in the same race file.
8. Use the assigned Race Code as the subject of the email:
 - a. For all U.S. Ski & Snowboard events, use USA race code (1 Alpha+4 numeric) race code (Ex. U1234)
 - b. DO NOT include anything but the race code in the Subject Line.
 - c. DO NOT include messages inside the email. The computer strips off any notes, and human eyes never see them. If you need to send a note, send it separately to competitionservices@usskiandsnowboard.org.
9. For a U.S. Ski & Snowboard non-FIS event, upload the race result XML file at: race-results.usskiandsnowboard.org/

NOTE: Login for clubs hosting sanctioned events or a previously-approved login for individuals who do not have access to the club login will be required in order to access the upload platform. If an official is unable to log in, or if uploads are not successful, contact Competition Services for assistance.

10. For a FIS event, the race result XML file must be submitted twice:

Uploaded at: race-results.usskiandsnowboard.org/ and also, using the nation and the 4-digit codex number supplied by FIS (USA1234) as the subject, submitted as an email attachment to alpineresults@fiski.com. *
11. **DO NOT UNDER ANY CIRCUMSTANCES:**
 - a. Attach and upload the actual event file; neither the U.S. Ski & Snowboard nor the FIS auto-scoring processors will recognize or accept this type of file format.

- b. Attach multiple race result files to one email.

Additional Notes

1. If the event data is being managed with SplitSecond, but your Chief of Timing & Calculations is timing with VOLA, it is possible to transfer data between the systems. However, please verify that any athletes who have double last names: e.g., “VAN HORN, Eric” transfers back from VOLA in the original format: VAN HORN, Eric and not VAN, HORN Eric. The misplaced comma will result in FIS and U.S. Ski & Snowboard autoscore systems rejecting the XML file.
2. **Verify the ranking for competitors with the same time (tied).** If two or more competitors have the same time, the competitor with the higher start number must be listed first on the official list of results.
 - **SplitSecond** breaks a tie in time by defaulting to an athlete’s actual “start number.”
 - **VOLA** interprets the “start number” to be the “bib number” and breaks a tie in time by defaulting to an athlete’s actual “bib number.”

Refer to these differences if an athlete has been inserted in a start order or assigned an out-of-sequence bib as they may affect ranking in the Official Results:

- **SplitSecond:** inserting an athlete after the first group and assigning 15A will affect SplitSecond's tie breaking capability because SplitSecond will not accept the start number + alpha character
 - **VOLA:** assigning an out-of-sequence high value bib number to replace a missing bib; e.g., Start 6 wearing Bib 106 will affect VOLA’s tie breaking capability. Should a tie in time occur, for example, between Start 6 Bib 106 and Start 20 Bib 20; (Bib 106 will be ranked before Bib 20 regardless of the earlier start.)
3. Upload your results at the end of each day for immediate posting on the U.S. Ski & Snowboard and FIS websites; they must be submitted within 24 hours after an event’s completion. This is especially important if you are on points list deadline! ***Results not received before a points list deadline will not be included in the next list.***
 4. **Results uploaded to U.S. Ski & Snowboard will be confirmed immediately; errors, if any, will be noted.** You should receive an acknowledgement-of-receipt from FIS shortly after submitting your XML file. If you do not receive the acknowledgement-of-receipt email, then the email may either not have been sent or not been received.

If the FIS parsers are down, results will not process until they are back up; wait approximately 30 minutes and try again. If you still don’t receive an acknowledgement of receipt, send an email to competitionservices@usskiandsnowboard.org and advise them of the problem. DO NOT continue to send and re-send! ***NOTE: If you have sent your files from a “.org” email address, and your transmission was unsuccessful, you may need to switch to a “.com” email address.***

You can verify whether or not an email was sent by adding your email as a recipient. You can verify whether or not a file was received by verifying whether or not the results have been posted on the applicable website.

5. Once results are processed, a direct link will allow a review of the posted results. Additional viewing for results posted on the U.S. Ski & Snowboard website; e.g., by Technical Delegates, will require using the “Event Lookup” tool. The FIS Technical Delegate is responsible for verifying accuracy of FIS results posted on the FIS website prior to filing their online FIS Technical Delegate Report.

6. You must also submit a PDF Event Document Packet prepared in a scanned/PDF format; use the U.S. Ski & Snowboard transmittal number as the title of the packet. Following the attached instructions (ALPINE RESULTS SUBMISSION), upload the packet at race-result.usskiandsnowboard.org. (Refer to “5. Non-FIS Event Document Packets” and/or to “6. FIS Event Document Packets” in the “Master Packet of Forms.”) ***Do not submit via “google docs;” do reduce size of PDF file!***

The PDF upload must be done in the same access window used to transmit the event XML file. If the PDF packet is not yet complete, or you are unable to successfully upload the “Event Document Packet,” using the U.S. Ski & Snowboard transmittal number as the subject, please submit it as an email attachment to resultpackets@ussa.org.

Paper document packets will continue to be accepted by U.S. Ski & Snowboard. However, if any documents must be submitted to FIS, FIS will only accept electronic packets. Regardless of what process is used, “originals” must be securely stored until they are no longer required. *(Unless a serious injury or accident occurred, it is recommended packets be retained for a minimum of one (1) year. In cases of serious injury or accident, immediately contact U.S. Ski & Snowboard for instructions.)*

7. If the online race registration system being used by your Organizing Committee (OC) does not calculate and submit the required Head Tax amounts, the OC is responsible for calculating and submitting all Head Tax amounts and Head Tax documents as required by the level of the event.

PLEASE NOTE: Applicable head taxes must be submitted in a timely manner. Organizers who fail to submit head taxes risk loss of Club Certification and the ability to host other competitions until coming into compliance.

Conclusion

Hopefully this document has been helpful. Please feel free to contact U.S. Ski & Snowboard if you have any questions.

U.S. Ski & Snowboard Competition Services Coordinator

Phone: (435) 647-2037

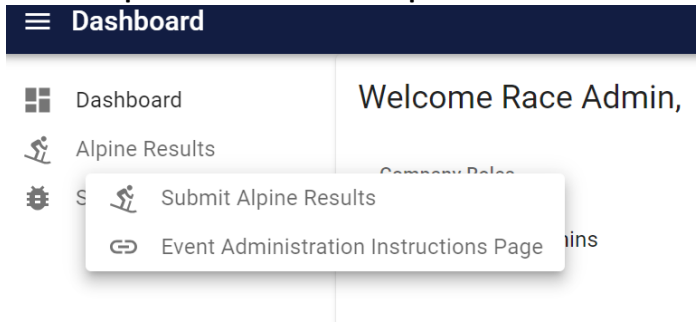
Fax: (435) 649-3613

competitionservices@usskiandsnowboard.org

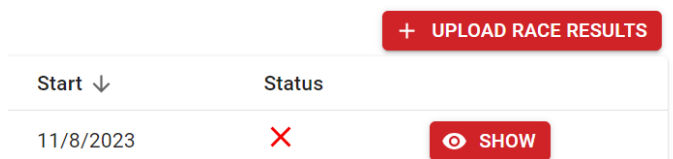


ALPINE RESULTS SUBMISSION:

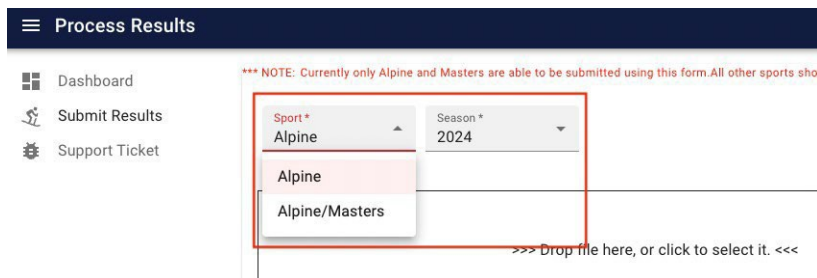
1. You must contact competitionservices@usskiandsnowboard.org to have your U.S. Ski & Snowboard credentials added to our approved list of users. Club credentials have been added, but individual user credentials must be added separately.
2. Go to <https://race-results.usskiandsnowboard.org> and sign in with your pre-approved credentials.
3. Choose **Alpine Results > Submit Alpine Results**



4. In the upper right corner choose **“Upload Race Results”**



5. From the drop-down menu choose Alpine or Alpine Masters as appropriate (currently these are the only choices).



6. Choose the file you want to process

- If your PDF packet is complete when you are uploading your XML, you can load both the XML and PDF at the same time.
- If your PDF is **not** ready when you upload your XML, you need to send that later. Email the packet to resultpackets@usskiandsnowboard.org as done in previous seasons.

☰ Process Results

- Dashboard
- Alpine Results
- Support Ticket

*** NOTE: Currently only Alpine and Masters are able to be submitted using this form.
All other sports should continue to use their existing results scoring process.

Sport * Alpine Current Season * 2024

RESULTS XML FILE

>>> Drop file here, or click to select it. <<<

XML or ZIP files only; ZIPs should contain only one race result XML. Drag/drop file here or click to select it from the file browser.

Race packet upload is optional. If the race packet is ready to upload at the same time as results, use the upload file box below.

If the race packet is *not* ready at the same time, you may send it later to resultpackets@usskiandsnowboard.org. PLEASE include the race codex with the packet.

RACE PACKET PDF FILE

>>> Drop file here, or click to select it. <<<

PDF files with single race packet; ZIPs may contain multiple files. Drag/drop file here or click to select it from the file browser.

SAVE

7. Click “Save” > this will start the file processing and bring up a screen showing progress.

8. You will see one of two types of **Race Score Status** once the file has run. Hopefully, “Progress 100%; Status: done” if the file loaded successfully like this example. At this point we encourage checking the results online by clicking “**Go to online race results**” to be sure everything looks as intended.

[Race Score Status](#)
Progress 100%; Status: done

[Check official results:](#)
[Go to online race results](#)

[Messages](#)
Race F0183 with penalty 27.91 has been processed!

[Warnings / Info](#)
Club name in results file [Palisades Tahoe] for this race did not match event info.
Competitor: CURCI, COLE (USA) 6468298 has not met the background check requirement.
Competitor: MACK, DECLAN (USA) 6517149 has not met the background check requirement.
Competitor: BROWN, OSCAR (USA) 6441975 has not met the background check requirement.
Competitor: CURCI, COLE (USA) 6468298 did not meet all requirements; status was changed from DNF1 to NPS.
Competitor: MACK, DECLAN (USA) 6517149 did not meet all requirements; status was changed from DNF1 to NPS.
Competitor: BROWN, OSCAR (USA) 6441975 did not meet all requirements; status was changed from DNF2 to NPS.

Athletes with incomplete requirements should not have been allowed to start. Their status has been changed to NPS. They were removed from the penalty calculation if they were part of it.

[SHOW EXPANDED RESULTS REPORT](#)

[Job Run ID](#)
b762be90-db51-48fc-b0f8-79edd900af6a
[SHOW THE ATTACHED FILE IN THE FILE BROWSER](#)

[Job Parameters / Input](#)
▶ { ... } / 7 items

9. If there are errors with your file, you will see something like this

[Race Score Status](#)
Progress 50%; Status: error

[Check official results:](#)
[Score another results file](#)

[Messages](#)
Race season [2024] does not match XML header [2023]

[Warnings / Info](#)

[SHOW EXPANDED RESULTS REPORT](#)

[COMMON ERRORS WITH RESULTS XML FILES](#)

[Job Run ID](#)
9ecef5ea-d8dd-4635-9408-5c62d04b2edf
[SHOW THE ATTACHED FILE IN THE FILE BROWSER](#)

[Job Parameters / Input](#)
▶ { ... } / 7 items

If you receive an error and the file does not load, you can correct your file and submit it again. Click the box “**Common Errors with Results XML Files**” to help you in your correction.

10. In either case, you can click the “**Show Expanded Results Report**” to see more information on how the file loaded.

Thank you for your patience as we transition to this new system. We believe it will make things easier to process and track both race results and supporting documentation going forward. Email competitionservices@usskiandsnowboard.org with questions or problems.